Datasheet for ABIN7445108

anti-ACOX1 antibody (AA 210-409)

3 Images

Go to Product page

Overview

Quantity:	100 µL
Target:	ACOX1
Binding Specificity:	AA 210-409
Reactivity:	Human
Host:	Rabbit
Clonality:	Polyclonal
Conjugate:	This ACOX1 antibody is un-conjugated
Application:	Western Blotting (WB), Immunohistochemistry (IHC), Immunocytochemistry (ICC), Immunoprecipitation (IP)

Product Details

Purpose:	Polyclonal Antibody to Acyl Coenzyme A Oxidase 1, Palmitoyl (ACOX1)
Immunogen:	Recombinant Acyl Coenzyme A Oxidase 1, Palmitoyl (ACOX1) corresdonding to Arg210~Asn409 with N-terminal His and GST Tag
Isotype:	IgG
Specificity:	The antibody is a rabbit polyclonal antibody raised against ACOX1. It has been selected for its ability to recognize ACOX1 in immunohistochemical staining and western blotting.
Cross-Reactivity:	Mouse, Rat
Purification:	Antigen-specific affinity chromatography followed by Protein A affinity chromatography

Target Details

Target:	ACOX1
Alternative Name:	Acyl Coenzyme A Oxidase 1, Palmitoyl (ACOX1 Products)
Background:	ACOX, PALMCOX, SCOX, Peroxisomal Acyl-Coenzyme A Oxidase 1, Straight-chain acyl-CoA oxidase
Pathways:	Regulation of Lipid Metabolism by PPARalpha, Monocarboxylic Acid Catabolic Process

Application Details

Application Notes:	Western blotting: 0.5-2 µg/mL 1:130-540 Immunohistochemistry: 5-20 µg/mL 1:13-54 Immunocytochemistry: 5-20 µg/mL 1:13-54 Optimal working dilutions must be determined by end user.
Comment:	The thermal stability is described by the loss rate. The loss rate was determined by accelerated thermal degradation test, that is, incubate the protein at 37°C for 48h, and no obvious degradation and precipitation were observed. The loss rate is less than 5% within the expiration date under appropriate storage condition.
Restrictions:	For Research Use only

Handling

Format:	Liquid
Buffer:	PBS, pH 7.4, containing 0.02 % Sodium azide, 50 % glycerol.
Preservative:	Sodium azide
Precaution of Use:	This product contains Sodium azide: a POISONOUS AND HAZARDOUS SUBSTANCE which should be handled by trained staff only.
Storage:	4 °C,-20 °C
Storage Comment:	Store at 4°C for frequent use. Stored at -20°C in a manual defrost freezer for two year without detectable loss of activity. Avoid repeated freeze-thaw cycles.
Expiry Date:	24 months



Western Blotting

Image 1. Detection of ACOX1 in Mouse Liver lysate using Polyclonal Antibody to Acyl Coenzyme A Oxidase 1, Palmitoyl (ACOX1)

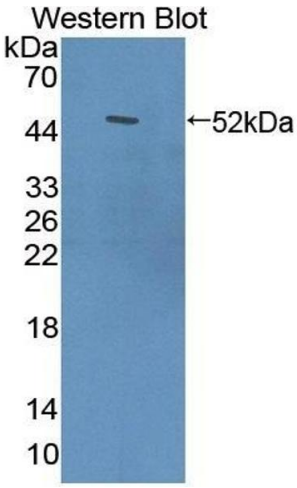

Western Blotting

Image 2. Detection of Recombinant ACOX1, Human using Polyclonal Antibody to Acyl Coenzyme A Oxidase 1, Palmitoyl (ACOX1)

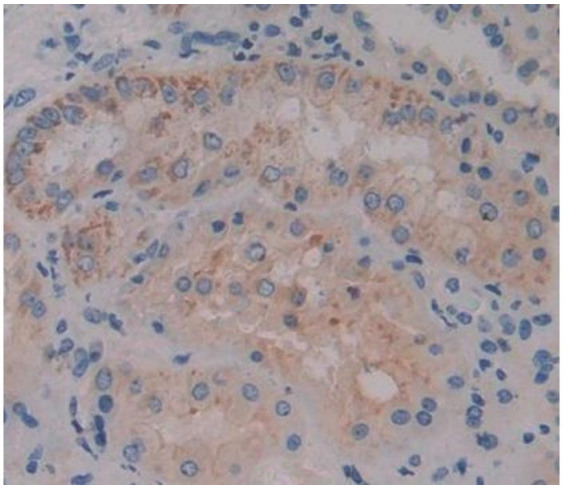

Immunohistochemistry

Image 3. #VALUE!