Datasheet for ABIN7444067

anti-Complement Factor I antibody (AA 28-243)

5 Images

Go to Product page

Overview

Quantity:	100 µL
Target:	Complement Factor I (CFI)
Binding Specificity:	AA 28-243
Reactivity:	Human
Host:	Rabbit
Clonality:	Polyclonal
Conjugate:	This Complement Factor I antibody is un-conjugated
Application:	Western Blotting (WB), Immunohistochemistry (IHC), Immunoprecipitation (IP), Immunocytochemistry (ICC)

Product Details

Purpose:	Polyclonal Antibody to Complement Factor I (CFI)
Immunogen:	Recombinant Complement Factor I (CFI) corresdonding to Leu28~Gly243 (Accession # P05156) with N-terminal His and GST Tag
Isotype:	IgG
Specificity:	The antibody is a rabbit polyclonal antibody raised against CFI. It has been selected for its ability to recognize CFI in immunohistochemical staining and western blotting.
Cross-Reactivity:	Pig
Purification:	Antigen-specific affinity chromatography followed by Protein A affinity chromatography

Copyright antibodies-online. All rights reserved.

Target Details

Target:	Complement Factor I (CFI)
Alternative Name:	Complement Factor I (CFI Products)
Background:	CF-I, C3b-INA, FI, IF, KAF, Factor I, Konglutinogen-Activating Factor, C3b-Inactivator, C3B/C4B inactivator
Pathways:	Complement System

Application Details

Application Notes:	Western blotting: 0.5-2 µg/mL Immunohistochemistry: 5-20 µg/mL Immunocytochemistry: 5-20 µg/mL Optimal working dilutions must be determined by end user.
Comment:	The thermal stability is described by the loss rate. The loss rate was determined by accelerated thermal degradation test, that is, incubate the protein at 37°C for 48h, and no obvious degradation and precipitation were observed. The loss rate is less than 5% within the expiration date under appropriate storage condition.
Restrictions:	For Research Use only

Handling

Format:	Liquid
Buffer:	0.01M PBS, pH 7.4, containing 0.05 % Proclin-300, 50 % glycerol.
Preservative:	ProClin
Precaution of Use:	This product contains ProClin: a POISONOUS AND HAZARDOUS SUBSTANCE which should be handled by trained staff only.
Storage:	4 °C,-20 °C
Storage Comment:	Store at 4°C for frequent use. Stored at -20°C in a manual defrost freezer for two year without detectable loss of activity. Avoid repeated freeze-thaw cycles.
Expiry Date:	24 months

Copyright antibodies-online. All rights reserved.

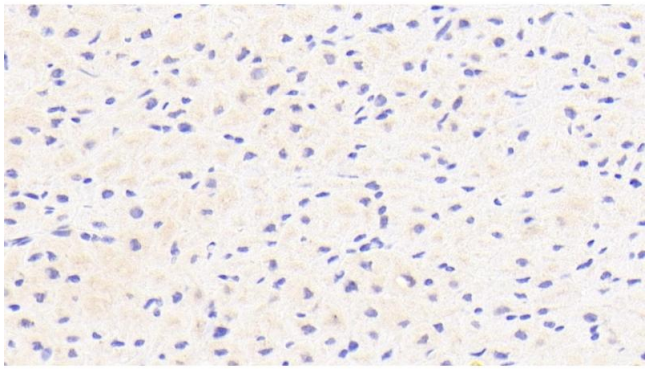

Immunohistochemistry

Image 1. Detection of CFI in Human Cardiac Muscle Tissue using Polyclonal Antibody to Complement Factor I (CFI)



Western Blotting

Image 2. Detection of CFI in Porcine Kidney Tissue using Polyclonal Antibody to Complement Factor I (CFI)



Western Blotting

Image 3. Detection of Recombinant CFI, Human using Polyclonal Antibody to Complement Factor I (CFI)

Please check the product details page for more images. Overall 5 images are available for ABIN7444067.