Datasheet for ABIN7245119

anti-ATP5I antibody

3 Images

Go to Product page

Overview

Quantity:	200 µL
Target:	ATP5I
Reactivity:	Human, Mouse, Rat
Host:	Rabbit
Clonality:	Polyclonal
Conjugate:	This ATP5I antibody is un-conjugated
Application:	ELISA, Western Blotting (WB), Immunohistochemistry (IHC)

Product Details

Immunogen:	Synthetic peptide of human ATP5I
Isotype:	IgG
Characteristics:	Polyclonal Antibody
Purification:	Antigen affinity purification

Target Details

Target:	ATP5I
Alternative Name:	ATP5I (ATP5I Products)
Background:	Mitochondrial ATP synthase catalyzes ATP synthesis, utilizing an electrochemical gradient of protons across the inner membrane during oxidative phosphorylation. It is composed of two linked multi-subunit complexes: the soluble catalytic core, F1, and the membrane-spanning component, Fo, which comprises the proton channel. The F1 complex consists of 5 different

Target Details

	subunits (alpha, beta, gamma, delta, and epsilon) assembled in a ratio of 3 alpha, 3 beta, and a single representative of the other 3. The Fo seems to have nine subunits (a, b, c, d, e, f, g, F6 and 8). This gene encodes the e subunit of the Fo complex. Alternative splicing results in multiple transcript variants.ATP5I (ATP Synthase, H+ Transporting, Mitochondrial Fo Complex Subunit E) is a Protein Coding gene. Among its related pathways are Respiratory electron transport, ATP synthesis by chemiosmotic coupling, and heat production by uncoupling proteins. and purine nucleotides de novo biosynthesis. GO annotations related to this gene include ATPase activity and hydrogen ion transmembrane transporter activity.
Molecular Weight:	Observed_MW: Refer to figures Calculated_MW: 8 kDa
UniProt:	P56385
Pathways:	Proton Transport, Ribonucleoside Biosynthetic Process

Application Details

Application Notes:	WB 1:500-1:2000, IHC 1:50-1:300, ELISA 1:5000-1:10000
Restrictions:	For Research Use only

Handling

Format:	Liquid
Concentration:	1.86 mg/mL
Buffer:	PBS with 0.05 % Sodium azide and 40 % Glycerol, pH 7.4
Preservative:	Sodium azide
Precaution of Use:	This product contains Sodium azide: a POISONOUS AND HAZARDOUS SUBSTANCE which should be handled by trained staff only.
Storage:	-20 °C
Storage Comment:	Store at -20°C. Avoid freeze / thaw cycles.

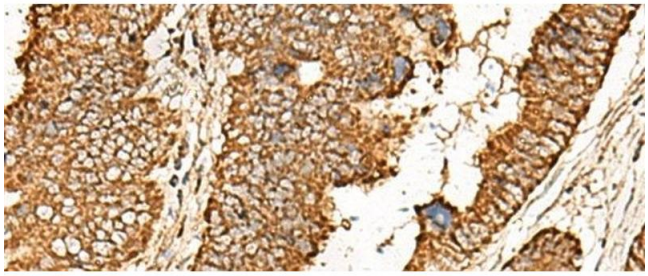

Immunohistochemistry (Paraffin-embedded Sections)

Image 1. Immunohistochemistry of paraffin-embedded Human colorectal cancer tissue using ATP5I Polyclonal Antibody at dilution of 1:65(x200)

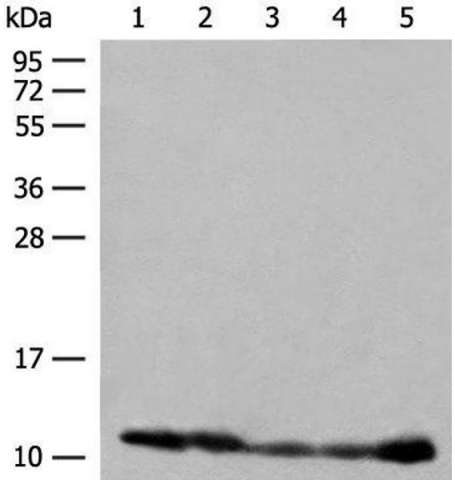

Western Blotting

Image 2. Western blot analysis of 293T cell PC-3 cell Human liver tissue lysates using ATP5I Polyclonal Antibody at dilution of 1:400

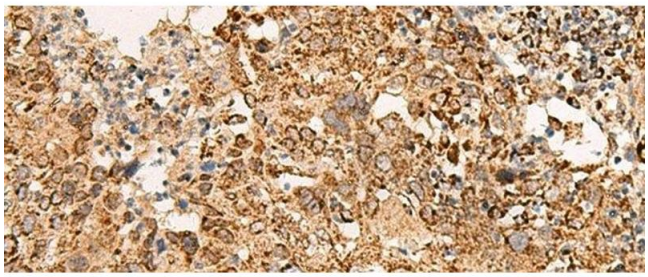

Immunohistochemistry (Paraffin-embedded Sections)

Image 3. Immunohistochemistry of paraffin-embedded Human cervical cancer tissue using ATP5I Polyclonal Antibody at dilution of 1:65(x200)

