Datasheet for ABIN7234486

anti-TGFBR1 antibody

3 Images

Go to Product page

Overview

Quantity:	200 µL
Target:	TGFBR1
Reactivity:	Mouse, Rat
Host:	Rabbit
Clonality:	Polyclonal
Conjugate:	This TGFBR1 antibody is un-conjugated
Application:	Western Blotting (WB), Immunohistochemistry (IHC)

Product Details

Immunogen:	Recombinant Rat TGF-beta receptor type-1 protein
Isotype:	IgG
Characteristics:	Polyclonal Antibody
Purification:	Antigen Affinity Purification

Target Details

Target:	TGFBR1
Alternative Name:	TGFBR1 (TGFBR1 Products)
Background:	The protein encoded by this gene forms a heteromeric complex with type II TGF-beta receptors when bound to TGF-beta, transducing the TGF-beta signal from the cell surface to the cytoplasm. The encoded protein is a serine/threonine protein kinase. Mutations in this gene have been associated with Loeys-Dietz aortic aneurysm syndrome (LDAS). Multiple transcript

Target Details

	variants encoding different isoforms have been found for this gene.
Molecular Weight:	Observed_MW: 56 kDa Calculated_MW: 56 kDa
Gene ID:	29591
UniProt:	P80204
Pathways:	Growth Factor Binding

Application Details

Application Notes:	WB 1:500-1:2000 IHC 1:100-1:300
Restrictions:	For Research Use only

Handling

Format:	Liquid
Concentration:	1 mg/mL
Buffer:	PBS with 0.05 % Proclin300, 50 % glycerol, pH 7.3
Preservative:	ProClin
Precaution of Use:	This product contains ProClin: a POISONOUS AND HAZARDOUS SUBSTANCE which should be handled by trained staff only.
Storage:	-20 °C
Storage Comment:	Store at -20°C. Avoid freeze / thaw cycles.

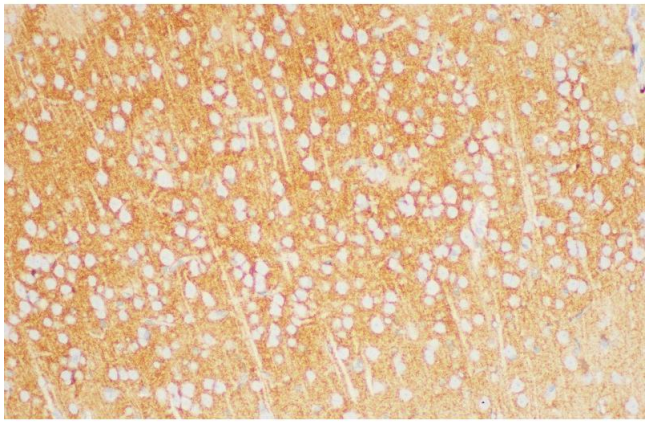

Immunohistochemistry (Paraffin-embedded Sections)

Image 1. Immunohistochemistry of paraffin-embedded Rat brain using TGFBR1 Polycloanl Antibody at dilution of 1:200

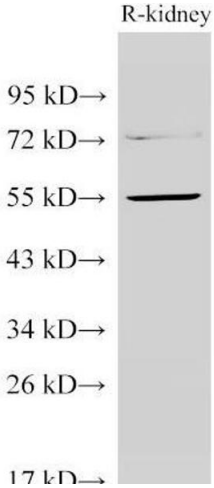

Western Blotting

Image 2. Western Blot analysis of Rat kidney using TGFBR1 Polyclonal Antibody at dilution of 1:1000

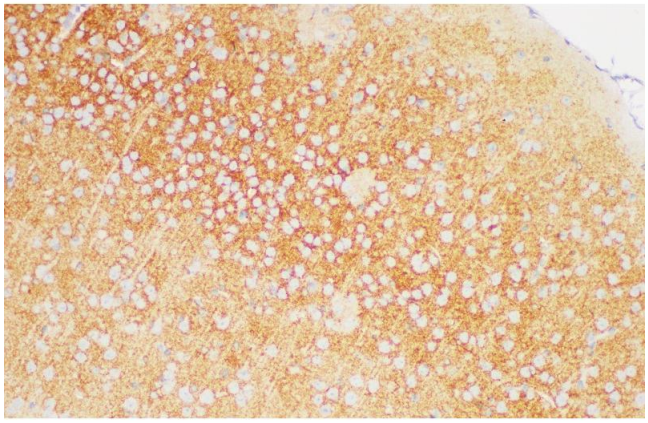

Immunohistochemistry (Paraffin-embedded Sections)

Image 3. Immunohistochemistry of paraffin-embedded Mouse brain using TGFBR1 Polycloanl Antibody at dilution of 1:200

Copyright antibodies-online. All rights reserved.