Datasheet for ABIN6995625

anti-PLA2G2D antibody (AA 20-134)

7 Images

Go to Product page

Overview

Quantity:	200 µL
Target:	PLA2G2D
Binding Specificity:	AA 20-134
Reactivity:	Rat
Host:	Rabbit
Clonality:	Polyclonal
Conjugate:	This PLA2G2D antibody is un-conjugated
Application:	Western Blotting (WB), Immunohistochemistry (IHC), Immunoprecipitation (IP), Immunocytochemistry (ICC)

Product Details

Purpose:	Polyclonal Antibody to Phospholipase A2, Group IID (PLA2G2D)
Immunogen:	Recombinant Phospholipase A2, Group IID (PLA2G2D) corresdonding to Gly20~Arg134 with N-terminal His Tag
Isotype:	IgG
Specificity:	The antibody is a rabbit polyclonal antibody raised against PLA2G2D. It has been selected for its ability to recognize PLA2G2D in immunohistochemical staining and western blotting.
Purification:	Antigen-specific affinity chromatography followed by Protein A affinity chromatography

Target Details

Target:	PLA2G2D

Target Details

Alternative Name:	Phospholipase A2, Group IID (PLA2G2D Products)
Background:	PLA2G2D, sPLA2S, s-PLA2, sPLA2, SPLASH, Secreted Phospholipase A2, Phosphatidylcholine 2-acylhydrolase 2D, Secretory-type PLA, stroma-associated homolog
Pathways:	Inositol Metabolic Process

Application Details

Application Notes:	Western blotting: 0.5-2 µg/mL Immunohistochemistry: 5-20 µg/mL Immunocytochemistry: 5-20 µg/mL Optimal working dilutions must be determined by end user.
Comment:	The thermal stability is described by the loss rate. The loss rate was determined by accelerated thermal degradation test, that is, incubate the protein at 37°C for 48h, and no obvious degradation and precipitation were observed. The loss rate is less than 5% within the expiration date under appropriate storage condition.
Restrictions:	For Research Use only

Handling

Format:	Liquid
Buffer:	PBS, pH 7.4, containing 0.02 % Sodium azide, 50 % glycerol.
Preservative:	Sodium azide
Precaution of Use:	This product contains Sodium azide: a POISONOUS AND HAZARDOUS SUBSTANCE which should be handled by trained staff only.
Storage:	4 °C,-20 °C
Storage Comment:	Store at 4°C for frequent use. Stored at -20°C in a manual defrost freezer for two year without detectable loss of activity. Avoid repeated freeze-thaw cycles.
Expiry Date:	24 months

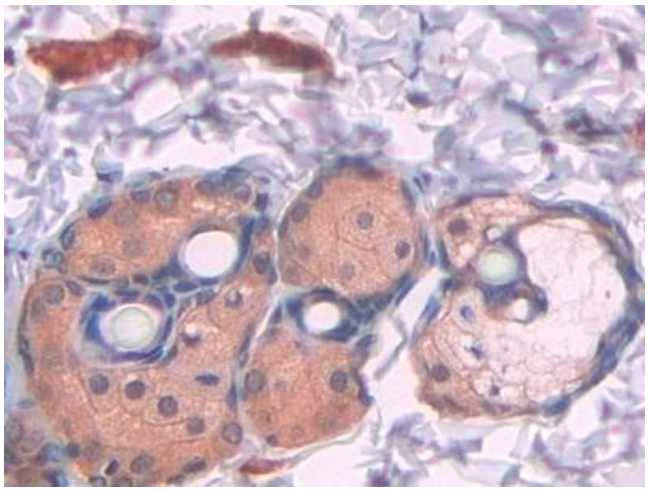

Immunohistochemistry

Image 1. Detection of PLA2G2D in Rat Skin Tissue using Polyclonal Antibody to Phospholipase A2, Group IID (PLA2G2D)



Western Blotting

Image 2. Detection of Recombinant PLA2G2D, Rat using Polyclonal Antibody to Phospholipase A2, Group IID (PLA2G2D)

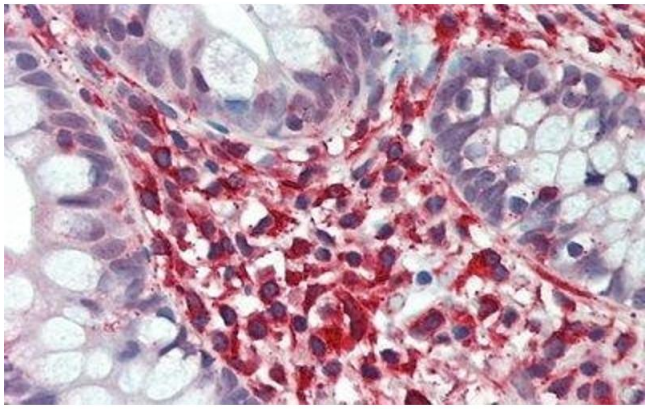

Immunohistochemistry

Image 3. Detection of PLA2G2D in Human Small Intestine Tissue using Polyclonal Antibody to Phospholipase A2, Group IID (PLA2G2D)

Please check the product details page for more images. Overall 7 images are available for ABIN6995625.