Datasheet for ABIN6993509

anti-Relaxin 3 antibody (AA 1-140)

6 Images

Go to Product page

Overview

Quantity:	200 µL
Target:	Relaxin 3 (RLN3)
Binding Specificity:	AA 1-140
Reactivity:	Rat
Host:	Mouse
Clonality:	Monoclonal
Conjugate:	This Relaxin 3 antibody is un-conjugated
Application:	Western Blotting (WB), Immunohistochemistry (IHC), Immunoprecipitation (IP), Immunocytochemistry (ICC)

Product Details

Purpose:	Monoclonal Antibody to Relaxin 3 (RLN3)
Immunogen:	Recombinant Relaxin 3 (RLN3) corresdonding to Met1~Cys140 (Accession # Q8BFS3)
Clone:	C1
Isotype:	IgG2b kappa
Specificity:	The antibody is a mouse monoclonal antibody raised against RLN3. It has been selected for its ability to recognize RLN3 in immunohistochemical staining and western blotting.
Cross-Reactivity:	Human
Purification:	Protein A + Protein G affinity chromatography

Copyright antibodies-online. All rights reserved.

Target Details

Target:	Relaxin 3 (RLN3)
Alternative Name:	Relaxin 3 (RLN3 Products)
Background:	ZINS4, RXN3, H3, INSL7, Insulin-like peptide 7, Prorelaxin H3
Pathways:	Hormone Activity, cAMP Metabolic Process

Application Details

Application Notes:	Western blotting: 0.5-2 µg/mL 1:500-2000 Immunohistochemistry: 5-20 µg/mL 1:50-200 Immunocytochemistry: 5-20 µg/mL 1:50-200 Optimal working dilutions must be determined by end user.
Comment:	The thermal stability is described by the loss rate. The loss rate was determined by accelerated thermal degradation test, that is, incubate the protein at 37°C for 48h, and no obvious degradation and precipitation were observed. The loss rate is less than 5% within the expiration date under appropriate storage condition.
Restrictions:	For Research Use only

Handling

Format:	Liquid
Buffer:	PBS, pH 7.4, containing 0.02 % Sodium azide, 50 % glycerol.
Preservative:	Sodium azide
Precaution of Use:	This product contains Sodium azide: a POISONOUS AND HAZARDOUS SUBSTANCE which should be handled by trained staff only.
Storage:	4 °C,-20 °C
Storage Comment:	Store at 4°C for frequent use. Stored at -20°C in a manual defrost freezer for two year without detectable loss of activity. Avoid repeated freeze-thaw cycles.
Expiry Date:	24 months

Copyright antibodies-online. All rights reserved.

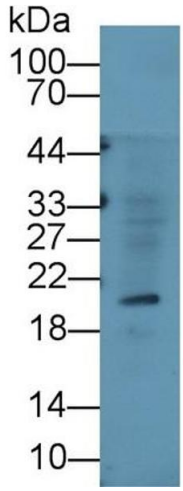

Western Blotting

Image 1. Detection of RLN3 in U87MG cell lysate using Monoclonal Antibody to Relaxin 3 (RLN3)



Western Blotting

Image 2. Detection of Recombinant RLN3, Rat using Monoclonal Antibody to Relaxin 3 (RLN3)

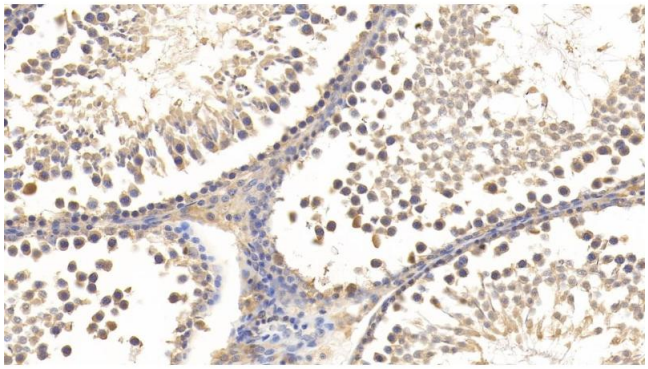

Immunohistochemistry

Image 3. Detection of RLN3 in Rat Testis Tissue using Monoclonal Antibody to Relaxin 3 (RLN3)

Please check the product details page for more images. Overall 6 images are available for ABIN6993509.