Datasheet for ABIN527590

anti-TASP1 antibody (AA 1-420)

Go to Product page

3 Images

Overview

Quantity:	100 µg
Target:	TASP1
Binding Specificity:	AA 1-420
Reactivity:	Human
Host:	Mouse
Clonality:	Monoclonal
Conjugate:	This TASP1 antibody is un-conjugated
Application:	Western Blotting (WB), ELISA, Immunofluorescence (IF)

Product Details

Purpose:	Mouse monoclonal antibody raised against a full-length recombinant TASP1.
Immunogen:	TASP1 (AAH25266, 1 a.a. ~ 420 a.a) full-length recombinant protein with GST tag. MW of the GST tag alone is 26 KDa.
Sequence:	MTMEKGMSSG EGLPSRSSQV SAGKITAKEL ETKQSYKEKR GGFVLVHAGA GYHSESKAKE YKHVCKRACQ KAIEKLQAGA LATDAVTAAL VELEDSPFTN AGMGSNLNLL GEIECDASIM DGKSLNFGAV GALSGIKNPV SVANRLLCEG QKGKLSAGRI PPCFLVGEGA YRWAVDHGIP SCPPNIMTTR FSLAAFKRNK RKLELAERVD TDFMQLKKRR QSSEKENDSG TLDTVGAVVV DHEGNVAAAV SSGGLALKHP GRVGQAALYG CGCWAENTGA HNPYSTAVST SGCGEHLVRT ILARECSHAL QAEDAHQALL ETMQNKFISS PFLASEDGVL GGVIVLRSCR CSAEPDSSQN KQTLLVEFLW SHTTESMCVG YMSAQDGKAK THISRLPPGA VAGQSVAIEG GVCRLESPVN
Clone:	3E10

 Copyright antibodies-online. All rights reserved.

Product Details

Isotype:	IgG2a
Cross-Reactivity:	Human
Characteristics:	Antibody Reactive Against Recombinant Protein.

Target Details

Target:	TASP1
Alternative Name:	TASP1 (TASP1 Products)
Background:	Full Gene Name: taspase, threonine aspartase, 1 Synonyms: C20orf13,FLJ20212,MGC39159,dJ585I14.2
Gene ID:	55617

Application Details

Application Notes:	Optimal working dilution should be determined by the investigator.
Restrictions:	For Research Use only

Handling

Buffer:	In 1x PBS, pH 7.4
Handling Advice:	Aliquot to avoid repeated freezing and thawing.
Storage:	-20 °C
Storage Comment:	Store at -20°C or lower. Aliquot to avoid repeated freezing and thawing.

 Copyright antibodies-online. All rights reserved.

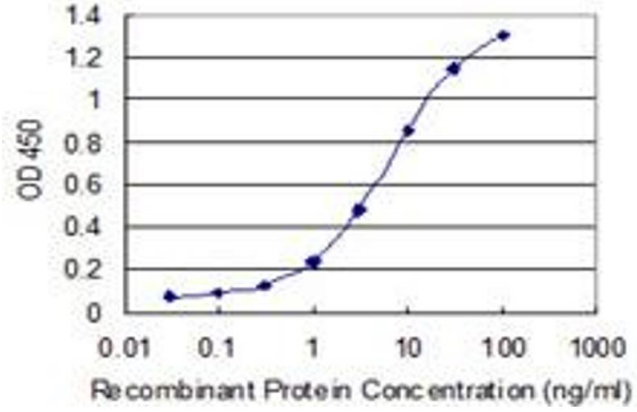

ELISA

Image 1. Detection limit for recombinant GST tagged TASP1 is 0.1 ng/ml as a capture antibody.

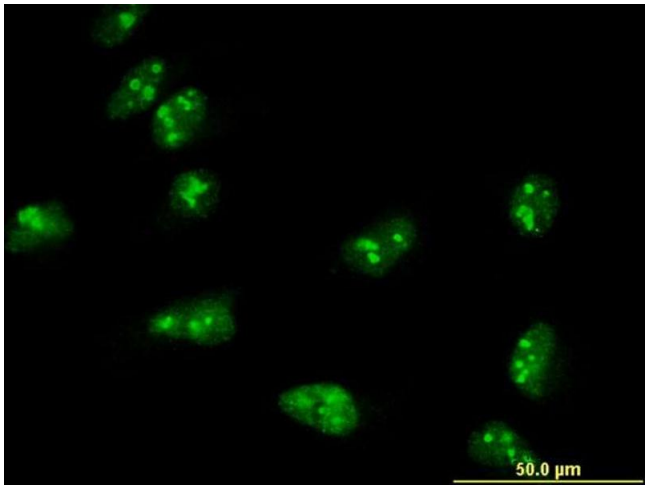

Immunofluorescence

Image 2. Immunofluorescence of monoclonal antibody to TASP1 on HeLa cell. [antibody concentration 10 ug/ml]



Western Blotting

Image 3. Western Blot detection against Immunogen (71.94 KDa) .

 Copyright antibodies-online. All rights reserved.