Datasheet for ABIN523845

anti-FAM3C antibody (AA 25-227)

3 Images

Go to Product page

Overview

Quantity:	100 µg
Target:	FAM3C
Binding Specificity:	AA 25-227
Reactivity:	Human
Host:	Mouse
Clonality:	Monoclonal
Application:	Western Blotting (WB), ELISA

Product Details

Purpose:	Mouse monoclonal antibody raised against a full-length recombinant FAM3C.
Immunogen:	FAM3C (AAH46932, 25 a.a. ~ 227 a.a) full-length recombinant protein with GST tag. MW of the GST tag alone is 26 KDa.
Sequence:	QVFEIKMDAS LGNLFARSAL DTAARSTKPP RYKCGISKAC PEKHFAFKMA SGAANVVGPK ICLEDNVLMS GVKNNVGRGI NVALANGKTG EVLDTKYFDM WGGDVAPFIE FLKAIQDGTI VLMGTYDDGA TKLNDEARRL IADLGSTSIT NLGFRDNWVF CGGKGIKTKS PFEQHIKNNK DTNKYEGWPE VVEMEGCIPQ KQD
Clone:	3A3
Isotype:	IgG2a
Cross-Reactivity:	Human
Characteristics:	Antibody Reactive Against Recombinant Protein.

 Copyright antibodies-online. All rights reserved.

Target Details

Target:	FAM3C
Alternative Name:	FAM3C (FAM3C Products)
Background:	Full Gene Name: family with sequence similarity 3, member C Synonyms: GS3786,ILEI
Gene ID:	10447

Application Details

Application Notes:	Optimal working dilution should be determined by the investigator.
Restrictions:	For Research Use only

Handling

Buffer:	In 1x PBS, pH 7.4
Handling Advice:	Aliquot to avoid repeated freezing and thawing.
Storage:	-20 °C
Storage Comment:	Store at -20°C or lower. Aliquot to avoid repeated freezing and thawing.

Images

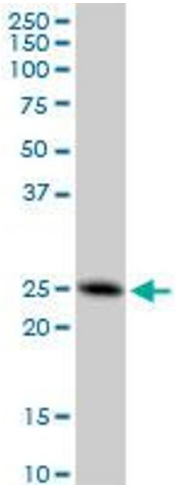

Western Blotting

Image 1. FAM3C monoclonal antibody (M05), clone 3A3. Western Blot analysis of FAM3C expression in A-431.

Copyright antibodies-online. All rights reserved.

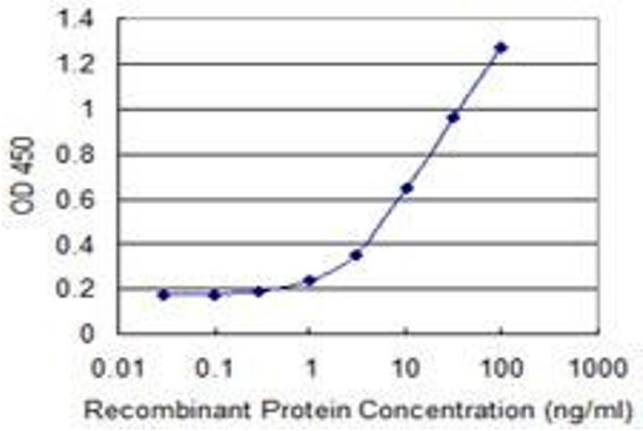

ELISA

Image 2. Detection limit for recombinant GST tagged FAM3C is 0.3 ng/ml as a capture antibody.

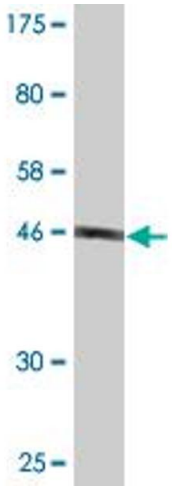

Western Blotting

Image 3. Western Blot detection against Immunogen (48.07 KDa) .

 Copyright antibodies-online. All rights reserved.