Datasheet for ABIN3020688

anti-BID antibody (AA 1-130)

4 Images | 1 Publication

Go to Product page

Overview

Quantity:	100 µL
Target:	BID
Binding Specificity:	AA 1-130
Reactivity:	Human
Host:	Rabbit
Clonality:	Polyclonal
Conjugate:	This BID antibody is un-conjugated
Application:	Western Blotting (WB), Immunofluorescence (IF)

Product Details

Immunogen:	Recombinant fusion protein containing a sequence corresponding to amino acids 1-130 of human Bid (NP_001187.1).
Sequence:	MDCEVNNGSS LRDECITNLL VFGFLQSCSD NSFRRELDAL GHELPVLAPQ WEGYDELQTD GNRSSHSRLG RIEADSESQE DIIRNIARHL AQVGDSMDRS IPPGLVNGLA LQLRNTSRSE EDRNRDLATA
Isotype:	IgG
Cross-Reactivity:	Human, Mouse, Rat
Characteristics:	Polyclonal Antibodies
Purification:	Affinity purification

Copyright antibodies-online. All rights reserved.

Target Details

Target:	BID
Alternative Name:	Bid (BID Products)
Background:	This gene encodes a death agonist that heterodimerizes with either agonist BAX or antagonist BCL2. The encoded protein is a member of the BCL-2 family of cell death regulators. It is a mediator of mitochondrial damage induced by caspase-8 (CASP8), CASP8 cleaves this encoded protein, and the COOH-terminal part translocates to mitochondria where it triggers cytochrome c release. Multiple alternatively spliced transcript variants have been found, but the full-length nature of some variants has not been defined.,BID,FP497,Cancer,Invasion and Metastasis,Cell Biology & Developmental Biology,Apoptosis,Bcl 2 family,Mitochondrial Control of Apoptosis,Inhibition of Apoptosis,Death Receptor Signaling Pathway,Endocrine & Metabolism,Neuroscience,Neurodegenerative Diseases,Bid
Molecular Weight:	11 kDa/14 kDa/21 kDa/26 kDa
Gene ID:	637
UniProt:	P55957
Pathways:	Apoptosis, Caspase Cascade in Apoptosis, Positive Regulation of Endopeptidase Activity

Application Details

Application Notes:	WB,1:500 - 1:2000,IF,1:50 - 1:200
Restrictions:	For Research Use only

Handling

Format:	Liquid
Buffer:	PBS with 0.02 % sodium azide,50 % glycerol, pH 7.3.
Preservative:	Sodium azide
Precaution of Use:	This product contains Sodium azide: a POISONOUS AND HAZARDOUS SUBSTANCE which should be handled by trained staff only.
Handling Advice:	Avoid freeze / thaw cycles
Storage:	-20 °C
Storage Comment:	Store at -20°C. Avoid freeze / thaw cycles.

Publications

Product cited in: Knowlton, Fernández de Castro, Ashbrook, Gestaut, Zamora, Bauer, Forrest, Frydman, Risco, Dermody: "The TRiC chaperonin controls reovirus replication through outer-capsid folding." in: **Nature microbiology**, Vol. 3, Issue 4, pp. 481-493, (2018) (PubMed).

Images

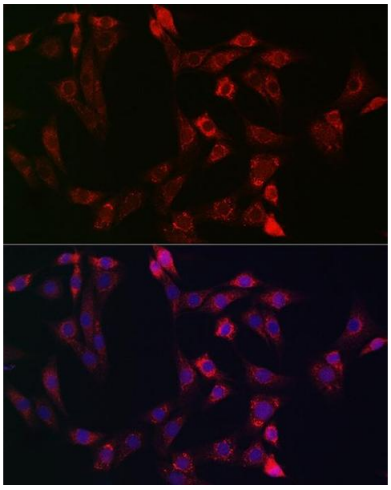

Immunofluorescence

Image 1. Immunofluorescence analysis of NIH-3T3 cells using Bid Rabbit pAb (ABIN3020687, ABIN3020688, ABIN3020689, ABIN1512634 and ABIN6213669) at dilution of 1:150 (40x lens). Blue: DAPI for nuclear staining.

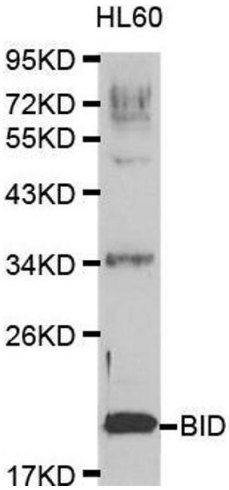

Western Blotting

Image 2. Western blot analysis of extracts of HL60 cell lines, using BID antibody.

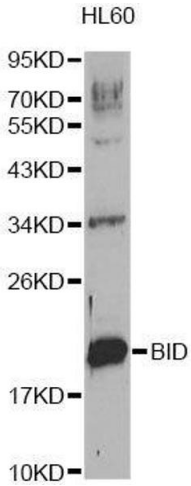

Western Blotting

Image 3. Western blot analysis of extracts of HL-60 cells, using BID Antibody.

Images

Please check the product details page for more images. Overall 4 images are available for ABIN3020688.

Copyright antibodies-online. All rights reserved.