Datasheet for ABIN2781316

anti-PEMT antibody (C-Term)

3 Images

Go to Product page

Overview

Quantity:	100 µL
Target:	PEMT
Binding Specificity:	C-Term
Reactivity:	Human, Mouse, Rat, Dog, Guinea Pig, Horse, Pig, Rabbit, Cow, Saccharomyces cerevisiae, Zebrafish (Danio rerio)
Host:	Rabbit
Clonality:	Polyclonal
Conjugate:	This PEMT antibody is un-conjugated
Application:	Western Blotting (WB)

Product Details

Immunogen:	The immunogen is a synthetic peptide directed towards the C terminal region of human PEMT
Sequence:	GWAIMHASPT GLLLTVLVAL TYIVALLYEE PFTAEIYRQK ASGSHKRS
Predicted Reactivity:	Cow: 93%, Dog: 86%, Guinea Pig: 83%, Horse: 100%, Human: 100%, Mouse: 100%, Pig: 86%, Rabbit: 100%, Rat: 100%, Yeast: 100%, Zebrafish: 82%
Characteristics:	This is a rabbit polyclonal antibody against PEMT. It was validated on Western Blot using a cell lysate as a positive control.
Purification:	Affinity Purified

Target Details

Target:	PEMT

 Copyright antibodies-online. All rights reserved.

Target Details

Alternative Name:	PEMT (PEMT Products)
Background:	PEMT is an enzyme which converts phosphatidylethanolamine to phosphatidylcholine by sequential methylation in the liver. The protein localizes to the endoplasmic reticulum and mitochondria-associated membranes. The gene encodes PEMT protein is within the Smith-Magenis syndrome region on chromosome 17. This gene encodes an enzyme which converts phosphatidylethanolamine to phosphatidylcholine by sequential methylation in the liver. The protein localizes to the endoplasmic reticulum and mitochondria-associated membranes. The gene is within the Smith-Magenis syndrome region on chromosome 17. Alternate splicing of this gene results in three transcript variants encoding two different isoforms. Alias Symbols: MGC2483, PEAMT, PEMPT, PEMT2, PNMT Protein Interaction Partner: SPP1, Protein Size: 236
Molecular Weight:	26 kDa
Gene ID:	10400
NCBI Accession:	NM_148172, NP_680477
UniProt:	Q9BW86

Application Details

Application Notes:	Optimal working dilutions should be determined experimentally by the investigator.
Comment:	Antigen size: 236 AA
Restrictions:	For Research Use only

Handling

Format:	Liquid
Concentration:	Lot specific
Buffer:	Liquid. Purified antibody supplied in 1x PBS buffer with 0.09 % (w/v) sodium azide and 2 % sucrose.
Preservative:	Sodium azide
Precaution of Use:	This product contains Sodium azide: a POISONOUS AND HAZARDOUS SUBSTANCE which should be handled by trained staff only.
Handling Advice:	Avoid repeated freeze-thaw cycles.

Copyright antibodies-online. All rights reserved.

Handling

Storage:	-20 °C
Storage Comment:	For short term use, store at 2-8°C up to 1 week. For long term storage, store at -20°C in small aliquots to prevent freeze-thaw cycles.

Images

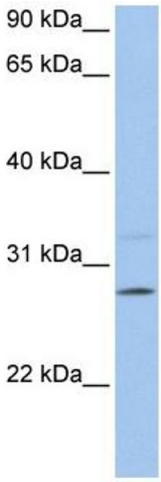

Western Blotting

Image 1. WB Suggested Anti-PEMT Antibody Titration: 0.2-1 ug/ml Positive Control: 721_B cell lysate

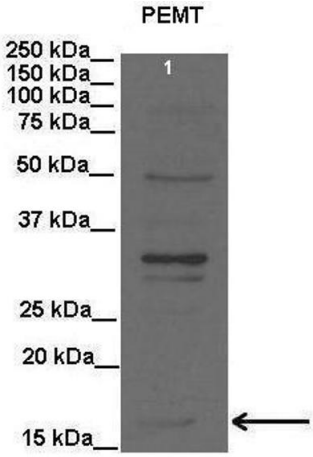

See Immunoblot 3 Data and Customer Feedback for more information

Western Blotting

Image 2. Lanes: Lane1: 20 ug rat liver lysate Primary Antibody Dilution: 1:2000 Secondary Antibody: Anti-rabbit HRP Secondary Antibody Dilution: 1:15000 Gene Name: PEMT Submitted by: Anonymous

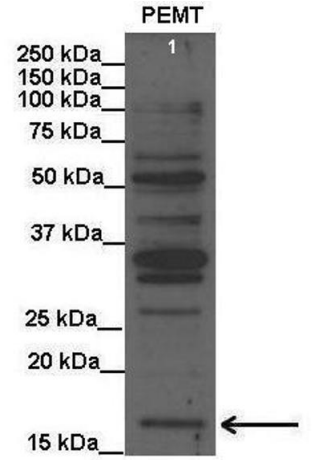

See Immunoblot 2 Data and Customer Feedback for more information

Western Blotting

Image 3. Lanes: Lane1: 20 ug rat liver lysate Primary Antibody Dilution: 1:1000 Secondary Antibody: Anti-rabbit HRP Secondary Antibody Dilution: 1:15000 Gene Name: PEMT Submitted by: Anonymous