Datasheet for ABIN2719623

# anti-DNTTIP1 antibody

3 Images

Go to Product page

## Overview

| | |
|---|---|
| Quantity: | 0.1 mL |
| Target: | DNTTIP1 |
| Reactivity: | Human |
| Host: | Mouse |
| Clonality: | Monoclonal |
| Application: | Western Blotting (WB), Immunohistochemistry (IHC), Immunofluorescence (IF) |

## Product Details

| | |
|---|---|
| Immunogen: | Full length human recombinant protein of human DNTTIP1 (NP_443183) produced in HEK293T cell. |
| Clone: | 1F4 |
| Isotype: | IgG1 |
| Purification: | Purified from mouse ascites fluids by affinity chromatography |

## Target Details

| | |
|---|---|
| Target: | DNTTIP1 |
| Alternative Name: | DNTTIP1 (DNTTIP1 Products) |
| Molecular Weight: | 36.8kDa |
| Gene ID: | 116092 |
| NCBI Accession: | NM_052951 |

## Target Details

| | |
|---|---|
| HGNC: | 116092 |

## Application Details

| | |
|---|---|
| Application Notes: | WB 1:2000, IHC 1:50, IF 1:100, |
| Comment: | The concentration of the product may vary between diferrent lots. |
| Restrictions: | For Research Use only |

## Handling

| | |
|---|---|
| Format: | Liquid |
| Concentration: | 0.5-1.0 mg/mL |
| Buffer: | PBS ( pH 7.3) containing 1 % BSA, 50 % glycerol and 0.02 % sodium azide. |
| Preservative: | Sodium azide |
| Precaution of Use: | This product contains sodium azide: a POISONOUS AND HAZARDOUS SUBSTANCE which should be handled by trained staff only. |

## Images

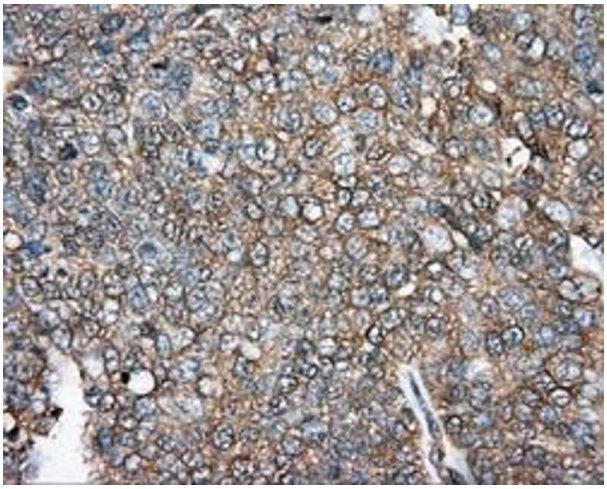

**Immunohistochemistry**

**Image 1.** Immunohistochemical staining of paraffin-embedded Adenocarcinoma of colon tissue using anti-DNTTIP1 mouse monoclonal antibody. (ABIN2452959, Dilution 1:50)

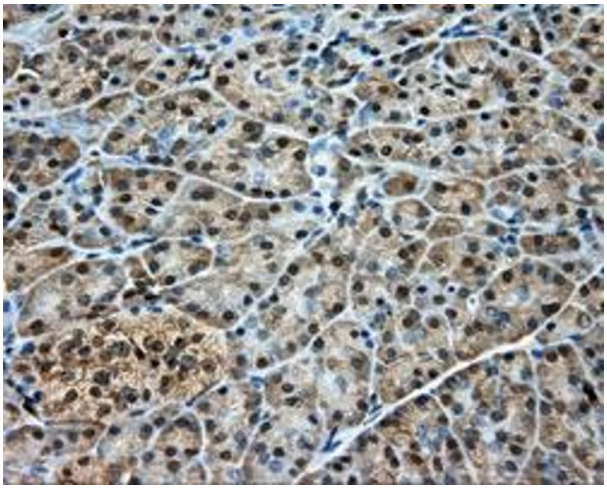

**Immunohistochemistry**

**Image 2.** Immunohistochemical staining of paraffin-embedded pancreas tissue using anti-DNTTIP1 mouse monoclonal antibody. (ABIN2452959, Dilution 1:50)

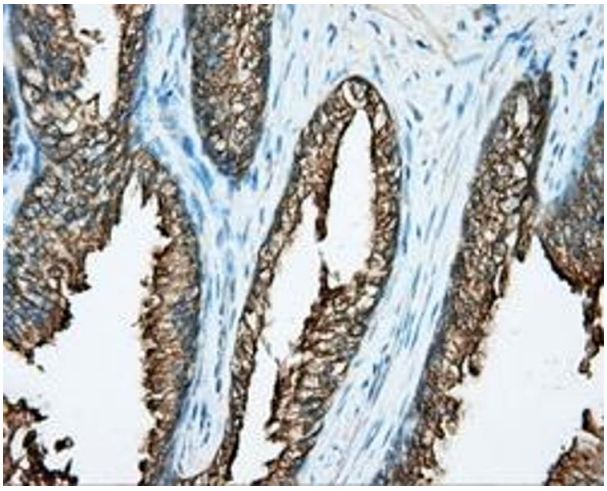

**Immunohistochemistry**

**Image 3.** Immunohistochemical staining of paraffin-embedded prostate tissue using anti-DNTTIP1 mouse monoclonal antibody. (ABIN2452959, Dilution 1:50)

 Copyright antibodies-online. All rights reserved.