Datasheet for ABIN1679924

anti-FXR2 antibody (AA 550-650)

3 Images

Go to Product page

Overview

Quantity:	100 µg
Target:	FXR2
Binding Specificity:	AA 550-650
Reactivity:	Human
Host:	Rabbit
Clonality:	Polyclonal
Conjugate:	This FXR2 antibody is un-conjugated
Application:	Western Blotting (WB), Immunofluorescence (IF)

Product Details

Immunogen:	A synthetic peptide corresponding to a sequence within amino acids 550-650 of human FXR2 (NP_004851.2).
Sequence:	RRRTDEDRTV MDGGLESDGP NMTENGLEDE SRPQRRNRSR RRRNRGNRTD GSISGDRQPV TVADYISRAE SQSRQRPPLE RTKPSEDSLS GQKGDSVSKL P
Isotype:	IgG
Cross-Reactivity:	Human, Mouse
Characteristics:	Polyclonal Antibodies
Purification:	Affinity purification

Target Details

Target:	FXR2
Alternative Name:	FXR2 (FXR2 Products)
Background:	The protein encoded by this gene is a RNA binding protein containing two KH domains and one RCG box, which is similar to FMRP and FXR1. It associates with polyribosomes, predominantly with 60S large ribosomal subunits. This encoded protein may self-associate or interact with FMRP and FXR1. It may have a role in the development of fragile X mental retardation syndrome.,FXR2,FMR1L2,FXR2P,Epigenetics & Nuclear Signaling,RNA Binding,Neuroscience,Cell Type Marker,Neurodegenerative Diseases,Neuron marker,Dendrite marker,Synapse marker,FXR2
Molecular Weight:	74 kDa
Gene ID:	9513
UniProt:	P51116

Application Details

Application Notes:	WB,1:500 - 1:2000,IF,1:50 - 1:200
Restrictions:	For Research Use only

Handling

Buffer:	PBS with 0.02 % sodium azide,50 % glycerol, pH 7.3.
Preservative:	Sodium azide
Precaution of Use:	This product contains Sodium azide: a POISONOUS AND HAZARDOUS SUBSTANCE which should be handled by trained staff only.
Storage:	-20 °C
Storage Comment:	Store at -20°C. Avoid freeze / thaw cycles.

Copyright antibodies-online. All rights reserved.

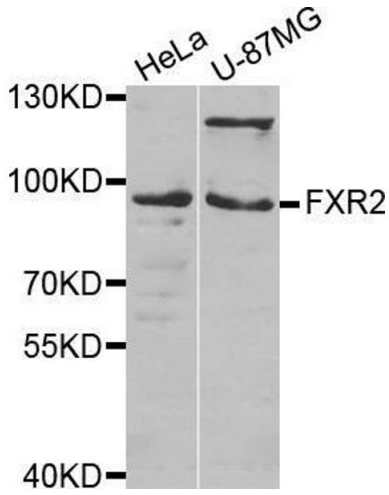

Western Blotting

Image 1. Western blot analysis of extracts of various cell lines, using FXR2 antibody.

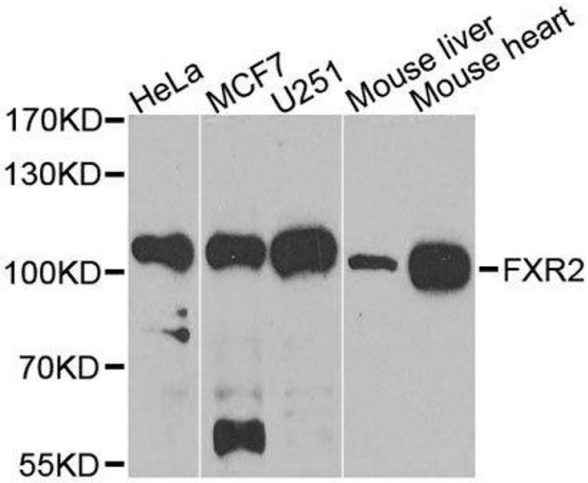

Western Blotting

Image 2. Western blot analysis of extracts of various cell lines, using FXR2 antibody.

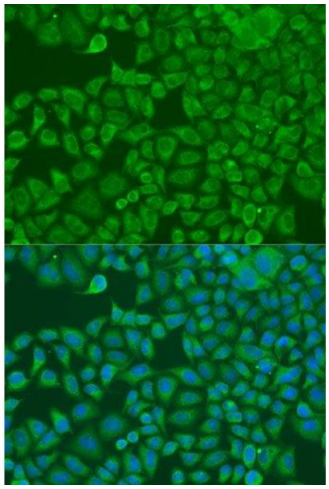

Immunofluorescence

Image 3. Immunofluorescence analysis of U2OS cells using FXR2 antibody.

Copyright antibodies-online. All rights reserved.